

Year 2 Spring 2
Fire! Fire!



BIG QUESTION...

What was it like living in London in 1666 when the Fire of London struck?

Have you ever wondered about the impact of fire? The awe and the wonder of nature but also it's powerful destruction. Well, let's join the people of London and take the journey back in time to the old streets of the city, as we learn all about the Fire of London and truly discover what life was like! Exploring historical maps, imagining walking along the narrow, cobbled streets, with the Tower of London in sight.



In this half term, you will...

<p>Reading</p>	<ul style="list-style-type: none"> • Continue to revise sounds in line with our Phonics scheme, Little Wandle Letters and Sounds, focusing on different ways of making the same sound e.g. ay/ai/a_e/a/igh/eigh/ey/ea • Continue to practise reading KS1 Common Exception Words and high frequency words • Continue to read words containing common suffixes (e.g. -ed, -ing, -ly, -es, -ful, -less) • Read aloud books matched to the children's individual phonetic ability, focusing on decoding, prosody, and comprehension. • Read and share a range of stories linked to the Fire of London. • Continue to build a love of reading during golden reading time where children have an opportunity to read anything they like from comics, children's newspapers, stories, and non-fiction texts. <ul style="list-style-type: none"> • Explore a range of comprehension reading tasks (<i>fiction, non-fiction and poetry</i>), focusing on strategies of underlining key words in a question and deciphering what the question is asking. • Continue to discuss their favourite words and phrases through exploration of vocabulary. • Develop skills of checking that the text makes sense to them as they reads and correct inaccuracies. • Begin to make inferences on what is being said and done. • Begin to explore how words and phrases encapsulate how a character is feeling.
<p>Writing</p>	<ul style="list-style-type: none"> • Continue to practise using the following word classes; Noun, adjective, verb and adverb. • Continue to use the conjunctions; 'and', 'but', 'because' in sentences. • Begin to use subordinating conjunctions; so, when, if, until • Begin to use apostrophes in their own writing, for contraction (e.g. can't, won't, couldn't) and to show possession. • Spellings and suffixes; Adding the suffixes -ful -less -ment -ness • Retell significant events in history. • Write information about The fire of London and the Tower of London, including subheadings and questions. • Begin to develop proofreading skills to check that writing makes sense and capital letters and punctuation are accurately used, practised both independently and with a partner. • Encourage cursive handwriting, through focused lessons on transcription.
<p>Mathematics</p>	<p><u>Multiplication and Division</u></p> <ul style="list-style-type: none"> • Recognise, make and add equal groups • Write multiplication equations using the x symbol • Write multiplication equations from pictures • Use arrays • Find double and half of a number • Multiply by 2, 5 and 10 • Divide using the methods of sharing and grouping • Divide by 2, 5 and 10 • Recognise odd and even numbers <p><u>Length and Height</u></p> <ul style="list-style-type: none"> • Measure in centimetres (cm) and metres (m) • Compare and order lengths and heights • Solve 'length and height' word problems involving the 4 operations (add, subtract, multiply and divide) <p><u>Mass, Capacity and Temperature</u></p> <ul style="list-style-type: none"> • Compare mass • Measure in grams (g) and kilograms (kg) • Compare volume and capacity • Measure in millilitres (ml) and litres (l) • Read scales in divisions of twos, fives and tens and read scales where not all numbers on the scale are given and estimate points in between • Solve 'mass, capacity and temperature' word problems involving the 4 operations (add, subtract, multiply and divide)

In this topic, you will...

Science	<p>Our Science learning for this half term will continue with ‘Uses of everyday materials.’ The children will learn to:</p> <ul style="list-style-type: none"> • Investigate how the shape of objects made from some materials can be changed • Identify materials that can be recycled and suggest ways to improve recycling within their own environment • Make predictions and carry out simple tests, discovering the most suitable materials to make a drawbridge. <p>The children will also note changes in seasons, observing and describing how bulbs have grown into mature plants.</p> <p>We will then move onto learning about ‘Animals including humans.’ The children will learn to:</p> <ul style="list-style-type: none"> • Notice that animals have offspring which grow into adults. • Notice that humans have offspring that grow into adults.
Design and Technology	<p>Our Design and Technology learning for this half term will focus on building a castle and houses in the streets of London, taking inspiration from The Tower of London in 1666. The children will learn to;</p> <ul style="list-style-type: none"> • Select from and use a range of tools and equipment to perform practical tasks (for example, cutting, shaping, joining and finishing). • Build structures, exploring how they can be made stronger, stiffer and more stable. • Explore and use mechanisms (for example, levers, sliders, wheels and axles), in their products.
Computing	<p>Our Computing learning for this half term will focus on Data and Information (Pictograms). The children will learn to:</p> <ul style="list-style-type: none"> • Count and compare objects using tally charts • Recognise that objects can be represented by pictures. • Create a pictogram. • Select objects by attribute and make comparisons. • Compare data and draw conclusions from a pictogram. • Explain that we can present information using a computer.
History	<p>Our History learning this half term will focus on The Fire of London. Children will learn to;</p> <ul style="list-style-type: none"> • Explore why the Fire of London happened. • Identify advantages and disadvantages of the way London was built at the time. • Find out about the Tower of London in 1666 and it’s near destruction during the Fire of London. • Learn about the life of London people in 1666. • Use historical sources to consider the impact of the Fire of London.
Geography	<p>Our Geography learning for this half term will focus on the United Kingdom and Geographical vocabulary. The children will learn to;</p> <ul style="list-style-type: none"> • Use world maps, atlases and a globe to identify The United Kingdom and its countries. • Label the countries and capital cities of The United Kingdom on a map. • Explore old London maps.
Music	<p>Our Music topic this half term will focus on ‘Musical Me’ from the ‘Kapow’ scheme of learning. The children will learn to:</p> <ul style="list-style-type: none"> • Clap the rhythm of their name • Show a range of emotions using their voices • Describe the dynamics and timbre of their pieces • Invent a melody, write it down and play it back • Compose and perform a piece using different dynamic levels
P.S.H.E	<p>Our PSHE learning for this half term will focus on ‘Healthy me’ from the Jigsaw scheme of learning. The children will learn to:</p> <ul style="list-style-type: none"> • Explain what they need to keep their body healthy. • Explain or show what ‘relaxed’ means. • Understand how medicines work in their body and how important it is to use them safely. • Sort foods into the correct food groups. • Understand which foods to eat to give their body energy. • Suggest healthy snacks and explain why they are good for their body.

Physical Education	<p>Our PE learning this half term will focus on ‘gymnastics’ and ‘target games’, developing the skills learnt in Spring 1 to perform gymnastic skills on apparatus and play target games. The children will learn to;</p> <p><u>Gymnastics:</u></p> <ul style="list-style-type: none"> • Perform gymnastic shapes and link them together. • Be able to use shapes to create balances. • Explore travelling actions, directions and levels. • Be able to link travelling actions and balances using apparatus. • Demonstrate different shapes, take off and landings when performing jumps. • Develop rolling and sequence building. • Develop exploring apparatus. • Develop sequence work on apparatus <p><u>Target games:</u></p> <ul style="list-style-type: none"> • Develop underarm throwing towards a target. • Develop underarm throwing for accuracy and explore overarm throwing towards a target. • Develop throwing for accuracy with an underarm and overarm throw. • Develop throwing for accuracy and distance and select the correct technique for the situation. • Develop throwing for accuracy and distance under pressure.
Religious Education	<p>Our RE learning for this half term will focus on ‘Easter’. The children will learn to;</p> <ul style="list-style-type: none"> • Talk about how the crowd, Jesus, the disciples and the Romans felt on Palm Sunday. • Talk about what took place at the Last Supper and why it is significant for Christians today. • Talk about why the Easter story is both happy and sad.
ALZ	<ul style="list-style-type: none"> • The ALZ or Active Learning Zone is a separate area to the classrooms run by a dedicated member of staff, six children from each class access the provision each session. Children are able to explore their learning in an active and practical manner and are set challenges and tasks which extend their learning and problem-solving skills. The teacher can use these opportunities to observe learning and make assessments.

TOP 5 WORDS/PHRASES to know by the end of this topic:



Eye-witness reports

Tudor homes

Fire safety

impact

pictogram

Useful websites to enhance learning:

<https://www.bbc.co.uk/cbbc/watch/wicked-william-the-conqueror>











<https://www.ictgames.com/>

<https://www.topmarks.co.uk/maths-games/hit-the-button>

<https://www.littlewandlelettersandsounds.org.uk/resources/for-parents/> (The videos here will demonstrate how we say the sounds and how we teach children to blend).

There are many more useful websites linked to other areas of our curriculum on our school website. [Click here to take you to the Pupil Zone.](#)

Great books you could read:



Our focussed learning behaviour for this half term is:

